

THE SUPERIOR COLLEGE LAHORE



Faculty of Computer Science & IT

Final Year Project PROJECT REPORT

Food Court

Project ID: [FYP-BITM-F19-006]

Project Team

Student Name	Student ID	Program	Contact Number	Email Address
Muhammad Hamzah	Bitm-f16-033	BS-IT	0333-4385270	01hamzah1997@gmail.com
Sheheryar Khalid	Bitm-f16-034	BS-IT	0306-7819671	shehryar376@gmail.com
Hafiz Ameer Hamza	Bitm-f16-037	BS-IT	0331-0144358	Bitm-f16-037@superior.edu.pkj

[Project Supervisor]
Sir. Fahad Sabah

Project Report

Food Court

Change Record

Author(s)	Version	Date	Notes	Supervisor's Signature
	1.0		<Original Draft>	
			<Changes Based on Feedback from Supervisor>	
			<Changes Based on Feedback From Faculty>	
			<Added Project Plan>	
			<Changes Based on Feedback from Supervisor>	

APPROVAL

PROJECT SUPERVISOR

Comments: _____

Name: _____

Date: _____ Signature: _____

PROJECT MANAGER

Comments: _____

Date: _____ Signature: _____

HEAD OF THE DEPARTMENT

Comments: _____

Date: _____ Signature: _____

Dedication

“This work is dedicated to my Parents and teachers. That is all with the prayers of them. They give us blessing and confidence to do this. And on this day, we are able to write a book just because of my parents and teachers prayers.”

Acknowledgements

Saying of Prophet Muhammad P.B.U.H

” A person who is not thankful to his benefactor is not thankful to ALLAH”.

All and every kind of praises is upon **ALLAH ALMIGHTY**, the strength of universe, whoever helps in darkness & difficulties.

We have a great exhilaration for our worthy Supervisor **Mr. Fahad Sabah** for their valuable guidance, constructive criticism and encouragement throughout the project. Our team members have made valuable comment suggestions on this proposal which gave us an inspiration to improve our project. We are thankful to all the people for their help directly and indirectly to complete this project.

Executive Summary

We have created a Web Application for the ease of users and management department which will help both. The user can easily check the food items without waiting of waiter, order and check bill which will result in fast service with getting response of time taken by the restaurant. Admin can easily keep the track of items in inventory and also keep the record of orders.

Table of Contents

Dedication.....	iv
Acknowledgements.....	iv
Executive Summary.....	iv
Table of Contents.....	v
Chapter 1.....	1
Introduction.....	1
1.1. Background.....	2
1.2. Motivations and Challenges.....	2
1.3. Goals and Objectives.....	3
1.4. Literature Review/Existing Solutions.....	3
1.5. Gap Analysis.....	3
1.6. Proposed Solution.....	4
1.7. Project Plan.....	4
1.7.1. Work Breakdown Structure.....	4
1.7.2. Roles & Responsibility Matrix.....	5
1.7.3. Gantt chart.....	7
Chapter 2.....	8
Software Requirement Specifications.....	8
2.1. Introduction.....	9
2.1.1. Purpose.....	9
2.1.2. Document Conventions.....	9
Convention.....	9
Description.....	9
Bold.....	9
Indicates the names of main items i.e. Teachers name, Application name, and specific terminology defined in glossary and the beginning of procedure.....	9
Check boxes.....	9
Indicates which item is selected.....	9
Italic.....	9
Italics are used to emphasize a point and identify titles of documents.....	9
2.1.3. Intended Audience and Reading Suggestions.....	10
2.1.4. Product Scope.....	10
2.2. Overall Description.....	10
2.2.1. Product Perspective.....	10
2.2.2. Product Functions.....	10
2.2.3. User Classes and Characteristics.....	11
2.2.4. Operating Environment.....	11
2.2.5. Design and Implementation Constraints.....	12
2.2.6. User Documentation.....	12
2.2.7. Assumptions and Dependencies.....	12
2.3. External Interface Requirements.....	12
2.3.1. User Interfaces.....	12
2.3.2. Hardware Interfaces.....	13
2.3.3. Software Interfaces.....	13

2.3.4. Communications Interfaces	13
2.4. System Features.....	13
2.4.1. System Feature 1	14
2.4.1.1. Description and Priority	14
2.4.1.2. Stimulus/Response Sequences	14
2.4.1.3. Functional Requirements	14
2.4.2. System Feature 2	14
2.4.2.1. Description and Priority	14
2.4.2.2. Stimulus/Response Sequences	14
2.4.2.3. Functional Requirements	14
2.4.3.2. Stimulus/Response Sequences	15
2.4.3.3. Functional Requirements	15
2.5. Other Nonfunctional Requirements	15
2.5.1. Performance Requirements.....	15
2.5.2. Safety Requirements.....	15
2.5.3. Security Requirements.....	16
2.5.4. Software Quality Attributes.....	16
2.5.5. Business Rules.....	16
Chapter 3.....	17
Use Case Analysis.....	17
3.1 Use Case Model	18
Chapter 4.....	28
System Design	28
4.1. Entity Relationship Diagram with data dictionary	29
4.2. Class Diagram	30
4.3. Sequence / Collaboration Diagram	31
4.4. Activity Diagram	32
4.5. State Transition Diagram.....	33
4.6. Component Diagram.....	34
4.7. Deployment Diagram	35
Chapter 5.....	36
Implementation	36
5.1. Important Flow Control/Pseudo codes.....	37
5.2. Components, Libraries, Web Services and stubs	38
5.3. Deployment Environment	39
5.4. Tools and Techniques.....	40
5.5. Version Control.....	41
Chapter 6.....	42
Testing and Evaluation	42
6.1. Data flow testing	43
6.2. Performance testing.....	42
6.3. Stress Testing	45
Chapter 7.....	44
Summary, Conclusion and Future Enhancements	44
7.1. Project Summary	45
7.2. Achievements and Improvements	45

7.3. Critical Review.....	45
7.4. Lessons Learnt.....	46
7.5 Screen Shots.....	46

Chapter 1

Introduction

Chapter 1: Introduction

The name of our product is Food Court which works on the philosophy of modern technological ERA, comfort and convenience for the customers as well as the management. This product will allow users to order their food without waiting the waiter to reach and take order which will consume a lot of time, first the waiting for waiter to come, give them menu card for deciding and then for the food to be prepared. And the management can keep the record of orders and the inventory that how many items have been consumed and how many are remaining.

1.1. Background

Restaurants are one of the best places for people to gather, celebrate occasions and have their meals. People want restaurants to consume as less time as possible for delivering the food to them. But this time depends upon the waiters and the numbers of people which are present in restaurant because there are limited numbers of waiters which have to take care of every table. It is also a problem for management to hire a specific person whose job is to only keep the record of inventory or store(where all the items are stored) to check how many items are remaining. There are restaurant which have their own inventory systems but they also have to heir specific person who knows how to use it.

1.2. Motivations and Challenges

Our motivation is to create an easy environment where everyone can order food without wasting time and have it on time. And one of our best features is that while ordering food customer's bill will also be generated when the products are selected and after completing the order he/she will be notified about the time in which their food will be prepared and deliver to them.

The main challenge was to create the Admin and Kitchen panel where the record of orders and items is stored after every order.

1.3. Goals and Objectives

- Provide user friendly environment
- Consume less time
- Fast Service
- Quick response
- 5% annual growth

1.4. Literature Review/Existing Solutions

Many restaurants have their own inventory systems which keeps the record of every order that has been made, but they are not providing any service like taking orders from the tablets available on tables already, the problem is still the same that customer has to wait for the waiter to come and take the order which will consume a lot of time.

1.5. Gap Analysis

In our daily routine when people go to restaurants they have to wait a lot of time for the waiter, first for the waiter to come and provide them the menu after which they take time to decide what to order, after that they call the waiter again for giving him the order and then the order is delivered to chef which will then start making the food,. This whole process consumes a lot of time, that's why for saving time we have created the application named as **FOOD COURT** which will allow the customer to directly order the food from the application which he wants whose request is directly received by the chef and the customer will also be notified about the time required for preparing food. And for the Admin department it will also be easy to keep the record of all the orders per day and the items used will be deducted from the inventory. This app will also help us to have business from it by different registering to our app and use our service for their restaurant.

1.6. Proposed Solution

The solution for this problem is an application which will be installed on tablets which will be already placed on each table. By the help of this application user can order food as well as can check the bill and also a QR code will be generated after the payment of bill which will contain the record of bill so, that user can store them as a proof because a lot of people are Tax Payers and they need a proof to show where they have spent the money.

1.7. Project Plan

We are experts in our field and we completed this project. Once the Restaurant will register on our Website, we will create a panel for them according to their needs within one week and they will be able to use the application.

1.7.1. Work Breakdown Structure

1. Project Management

- Planning.
- Scope.
- Task management.
- Risk management.
- Quality management.
- Facility planning.

2. Documentation

- Final Documentation Introduction.
- Literature / Market Survey
- Requirements Analysis
- Implementation
- Testing & Performance Evaluation
- Conclusion
- End User Documentation

- Application Administration Documentation.
- System Administrator Documentation

3. System

- Application Design
- Software Requirement Specification
- Prototype
- Unit Design
- Database
- Version Control

1.7.2. Roles & Responsibility Matrix

1. Muhammad Hamzah

Responsibilities:

- Introduction
- System Design
- Use Case Analysis
- Use Case model
- Coding
- Database
- Standee
- DFDS
- Use Case Diagram

2. Sheheryar Khalid

Responsibilities:

- Introduction
- Software Requirement
- Marketing Material
- Design

- Database
- Specifications
- System Design
- Coding Portion
- Use Case Analysis
- DFDS

3. Hafiz Ameer Hamza

Responsibilities:

- Introduction
- Documentation
- Coding Portion
- Design
- Database
- Marketing Materials
- Visiting Card
- Standee
- Poster

1.7.3. Gantt chart



Fig 1.1 [Week 1 of process]

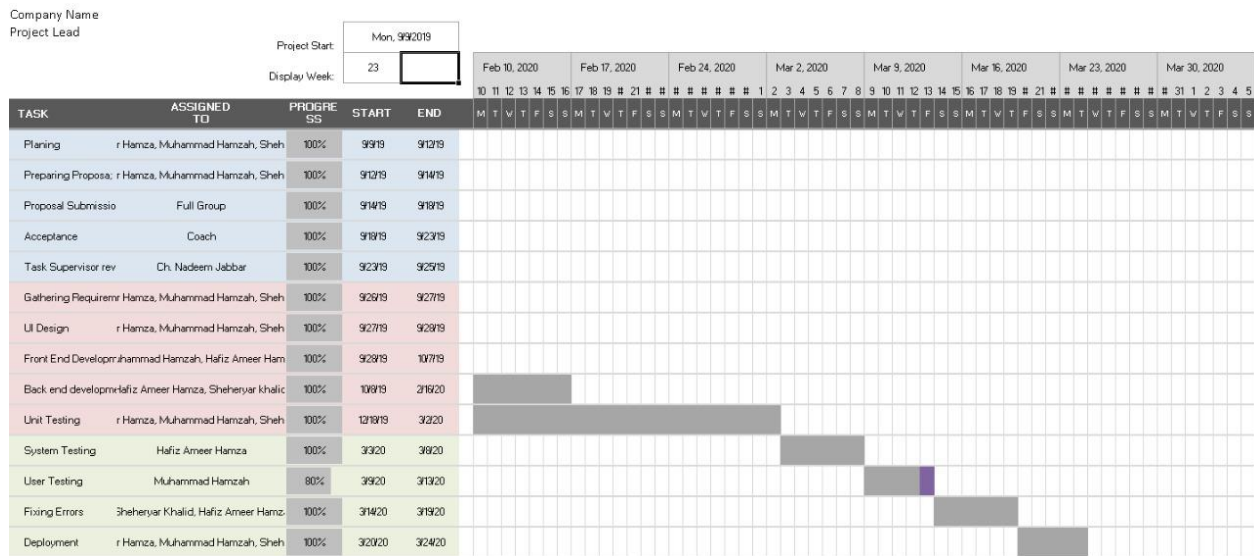


Fig 1.2 [week 23 of Gantt chart]

Chapter 2

Software Requirement Specifications

Chapter 2: Software Requirement Specifications

2.1. Introduction

The name of our product is Food Court which works on the philosophy of modern technological era, comfort and convenience for the customers as well as the management. This product will allow users to order their food without waiting the waiter to reach and take order which will consume a lot of time, first the waiting for waiter to come, give them menu for deciding and then for the food to be prepared. And the admin can keep the record of orders per day and the inventory that how many items have been consumed and how many are remaining.

2.1.1. Purpose

The main purpose of this application is for saving time of customers and making an easy way for the admin to keep the record of orders and items that have been used from the inventory and how many are remaining.

2.1.2. Document Conventions

Convention	Description
Bold	Indicates the names of main items i.e. Teachers name, Application name, and specific terminology defined in glossary and the beginning of procedure.
Check boxes	Indicates which item is selected.
Italic	Italics are used to emphasize a point and identify titles of documents.

2.1.3. Intended Audience and Reading Suggestions

We are making this document by keeping in mind different type of readers will read this document. This document will be useful for different audience in various ways. Readers interested in a brief overview of all product should focus on the rest part 1 (introduction) as well as part 2 of the document (overall description) which provide a brief overview of each aspect of the project as whole. Reader who wants to explore the features of this product should read the part 3 system features and design.

2.1.4. Product Scope

The scope of our project is very vast. Because it is providing the facility for customers to save their time, admin to keep a record of every order and items used and remaining in the inventory as well as for the developers to make business from it. We can generate revenue through this application by registering different big restaurants on our website and charge money from them for using our services.

2.2. Overall Description

2.2.1. Product Perspective

Our product Food Court is an Application which will run on tablets available on the tables in the restaurants and on Systems, it is an Application which requires a tablet for user to use it and a system on which the inventory panel will be used by the kitchen person to receive orders and Admin for keeping track of all the records.

2.2.2. Product Functions

- Admin login
- Table login
- Kitchen login
- Check Food
- Order Food

- Check Bill
- Generating QR Code per order
- Keep record of order no with QR code
- Keep Record of order
- Keep record of items in inventory
- Update Items availability
- Show most selling product to Admin
- Add table account
- Activate/ Deactivate table accounts

2.2.3. User Classes and Characteristics

User of this application will be anyone who is literate, and know how to use internet. It is assumed that a user is familiar enough with phones to operate the application in fact it is very user friendly and simple to understand and operate.

2.2.4. Operating Environment

This is not a mobile based application but we have made it responsive so it can run on Tablet's browser without any issue and it is system based as well, because one end is user end and the other end is Admin end.

1) Software Requirement

Operating system: Windows, Android, IOS

Browser: Chrome, Internet Explorer, Mozilla Firefox

2) Hardware Requirement for system

Processor: Dual Core or higher

RAM: 2048mb or higher

Storage Space: 4096mb

2.2.5. Design and Implementation Constraints

Before ordering food everything thing will be shown on tablet's screen, instructions will be provided and in case of any mistake it will pop up an error on the specific field. Also when ordering food there will be check boxes available and user can choose as many products as he wants. User will also be able to provide feedback about food and services provided by the restaurant.

2.2.6. User Documentation

Our product is very user friendly, simple and easy to use. We will provide a vide to the restaurant owner whose responsibility will be to play that video after some time on the LED, so that the customers who don't know how to use it will learn with the help of video and will be able to order and enjoy their meal.

2.2.7. Assumptions and Dependencies

This product which is made by us named as Food Court is a type of Server and Client application. To access the restaurant's menu portal, user will use tablet which is on the table.

2.3. External Interface Requirements

2.3.1. User Interfaces

User end as well as the System end of our application is so user friendly and its interface is too easy to understand for a user. First of all at the glance there will be a logo of the application, after that there will be a QR Scanner which will scan the code present on the table on each restaurant. Each restaurant will be provided by a unique QR code. Then the user will register his self to the application and main menu will appear on which the items with their prices will be listed. User will select the items that he wants and after choosing the items he has to press the Confirm Order button and his order will be placed and the person sitting on the management end will be informed immediately the total time taken by chef to prepare the food.

2.3.2. Hardware Interfaces

The Inventory panel need to be run on required system requirements otherwise it will not work proper it must meet the memory requirement, storage requirement and processor requirement and it also need internet connection for receiving the orders from customers device because the order from customer will be directly go to database and management person will receive the order from that database.

- RAM: 2048mb
- Storage: 4096mb
- Processor: Dual core or higher
- Tablet with android version 4.0 or above
- Internet Connection

2.3.3. Software Interfaces

The software must be compatible with the Java compiler, XML, must be able to have access of internet, send and receive data over the network. Android tablets were required to run the software on User End and Windows is required to run it on Admin end.

2.3.4. Communications Interfaces

The customer will be able to check the bill once his order will be confirmed from the Kitchen panel, after that he will be able to click on proceed to checkout and he will get a bill as well as a QR code if he want to keep the record of bill with him.

2.4. System Features

There are some major requirements which a person should check before asking us to provide them the services of our application; they must have internet connection, hardware according to the software need. Once the user will register on app next time he just needs to login in the application and start ordering food.

2.4.1. System Feature 1

Registration

2.4.1.1. Description and Priority

To use our services restaurant have to register on the application, first the restaurant will register on our application and ask us to create a panel for them, we will create a panel for them and then they will be able to add table accounts as per need of them.

2.4.1.2. Stimulus/Response Sequences

When a user comes to the restaurant he will see the tablet with a homepage containing different panels on it, he will order food from there and can also generate a bill when order is confirmed.

2.4.1.3. Functional Requirements

Before using product on table restaurant have to create a account for table.

REQ-SF-1: Table login

REQ-SF-2: Activate account

REQ-SF-3: Admin can deactivate table's account

2.4.2. System Feature 2

Place order

2.4.2.1. Description and Priority

User can place order and get notified about time.

2.4.2.2. Stimulus/Response Sequences

After checking the food items from the restaurant's menu user can choose which items to order. He can also track the time of order delivery.

2.4.2.3. Functional Requirements

REQ-SF2-1: Table login

REQ-SF2-2: Order Food

REQ-SF2-3: Check time taken

2.4.3. System Feature 3

Check bills

2.4.3.1. Description and Priority

Admin can make bills for users. And user can also check their bills and pay it.

2.4.3.2. Stimulus/Response Sequences

After getting order user can also get bill from admin very quickly and also kept copy of bill by scanning QR code.

2.4.3.3. Functional Requirements

REQ-SF2-1: Generate Bill

REQ-SF2-2: Pay bill

REQ-SF2-3: REQ-SF2-4: Generate QR with respect to order number

2.5. Other Nonfunctional Requirements

2.5.1. Performance Requirements

All pages should be loaded within three seconds or less, assuming a broadband connection on the client side. Therefore, response time for transactions will be three seconds or less. The system should support up to 1000 users simultaneously with negligible response delay.

2.5.2. Safety Requirements

All user data are in safe hand. Only authorized person can access it. User can receive a notification for confirmation of his order. Other user cannot see information of different user.

2.5.3. Security Requirements

Only authorized users will be permitted to access the system. And only authorized user can access dashboard of our application. And all users of our application have different login. And must given them different limited rights.

2.5.4. Software Quality Attributes

Integrity: User should enter correct information while registering itself.

Reliability: Our application is reliable for every person they need to register online.

Availability: Restaurant menu is only available for those who register it.

2.5.5. Business Rules

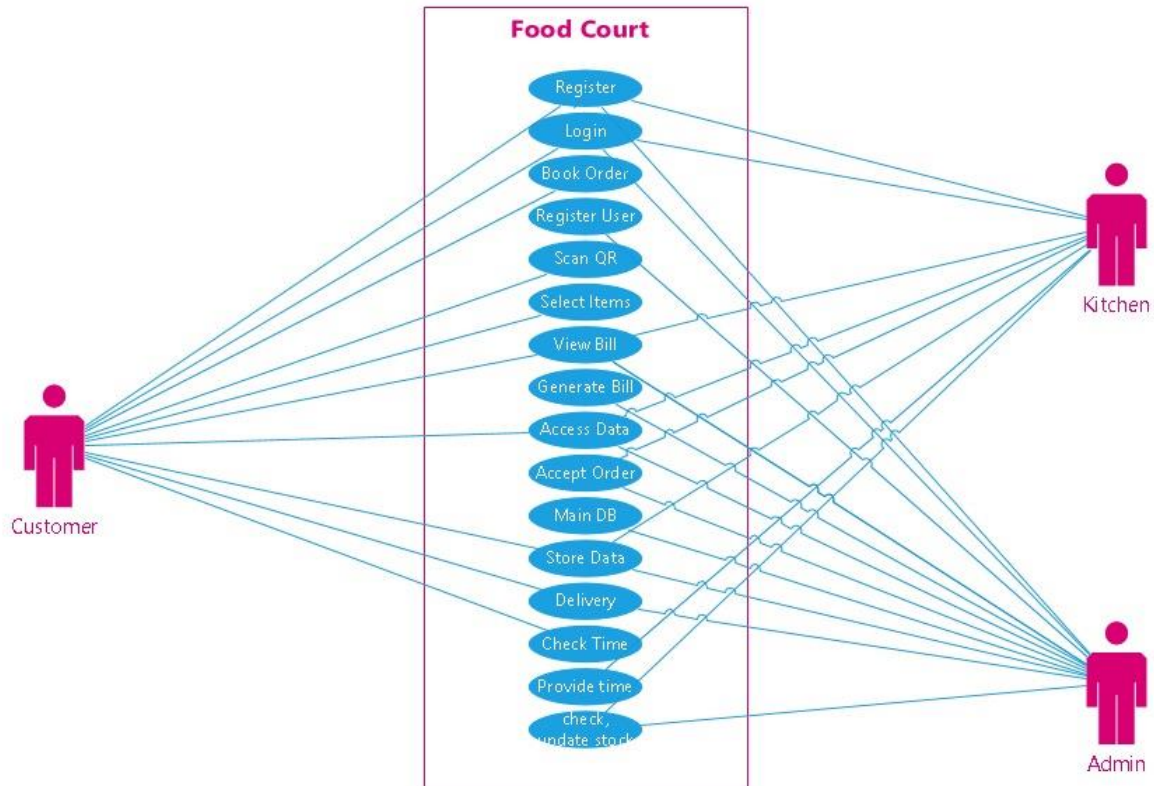
If user use our application for business rule or they want to promote their own business through our application they can contact to us and there will be policy where they can agree with that. He will pay us and we will promote his/her product on social media.

Chapter 3

Use Case Analysis

Chapter 3: System Analysis

3.1 Use Case Model



3.2 Fully Dressed Use Cases

Use case section	Comments
Use Case Name	Mosaic designs
Primary Actor	User
Stakeholder and interest	User will register itself and can get restaurant menu. After menu will open. User can select the food of its own choice and confirm it.
Preconditions	User is identified and authenticated.
Success Guaranteed	User selects the food of its own choice. And he can easily get order from waiter. User cannot face any problem during selection and confirmation of food.
Main Success Scenario (Basic Flow)	<ul style="list-style-type: none"> • User opens application. • User can choose food from menu and confirm it. After getting food he/she will get bill from admin and pay it.
Special Requirements	<ul style="list-style-type: none"> • Processor: Dual Core or higher. • RAM: 2048mb or higher. • Operating System: Android.

3.3 Login

Actor	Register User
Test Case Summery	To verify that Login button functions correctly.
Prerequisites	1.User must be registered
Test Procedure	2. Open application. 3. Enter Email and password. 4. Click on the login button.
Test Data	Login detail shehryar khalid Login detail shehryar376@gmail.com
Expected Result	<ul style="list-style-type: none"> • If the username and password are valid then the home page should be opened. • When User enters in invalid Email then message show “Authentication failed”. • When User enters a wrong Password then message show “Authentication failed”.
Status	Test Successful
Created By	Sheheryar Khalid.

3.4 View Food Items

Actor	User
Test Case Summary	To view items user must login is functioning correctly.
Prerequisites	User must be login
Test Procedure	<ul style="list-style-type: none"> • Login in. • User can see details of items.
Test Data	User can view detail of the Items.
Expected Result	User can view detail of the Items.
Actual Result	View detail of the Items
Status	Test Successful.
Created by	Hafiz Ameer Hamza.

3.5 Select Items

Actor	User
Test Case Summery	To verify Select item check box button is functioning correctly.
Related Requirement	User can select item and place order.
Prerequisites	Use must be login.
Test Procedure	<ul style="list-style-type: none"> • Login in. • Select Item.
Expected Result	User can select Item.
Actual Result	Select item is added into admin cart.
Status	Test Successful
Created by	Muhammad Hamza.

3.6 Edit Items

Actor	User
Test Case Summery	To verify order back button is functioning correctly.
Related Requirement	User can edit item like (Order another item, Cancel item).
Test Procedure	User can Edit item like (Order item, Cancel item).
Test Data	None.
Expected Result	User can edit item.
Actual Result	Item is edited.
Status	Test successful.
Created by	Sheheryar Khalid.

3.7 Place Order

Actor	User
Test Case Summary	To verify place order button is functioning correctly.
Related Requirement	<ul style="list-style-type: none"> • User must be successfully Login • Order of the user must be successfully selected. • Order of the user must be successfully send to kitchen panel.
Prerequisites	<ul style="list-style-type: none"> • User must be login. • Select the item.
Test Procedure	<ul style="list-style-type: none"> • User must login • Select the item • Press confirm order button after selecting the item.
Test Data	User can place order
Expected Result	User can place order after selecting the item.
Actual Result	Place order after selecting the product.
Status	Test Successful
Created By	Hafiz Ameer Hamza

3.8 Received Order

Use Case	View order
Actor	Kitchen Panel
Preconditions	Kitchen panel can view Information of order.
Basic flow	Kitchen panel view the order Information
Alternate flows	Kitchen panel can view order.
Post conditions	View order detail successfully.
Status	Test Successful.
Created By	Muhammad Hamza

3.9 Checked Notifications

Actor	User
Test Case Summary	To verify Check Notification is functioning correctly.
Related Requirement	User must be successfully Login In Information of the User must be successfully entered.
Test Procedure	<ul style="list-style-type: none"> • User must login. • User can check the Notification of time.
Test Data	User can check time notification.
Expected Result	User can check time notification.
Actual Result	User can check time notification.
Status	Test successful.
Created By	Sheheryar Khalid

3.9.1 Log Out

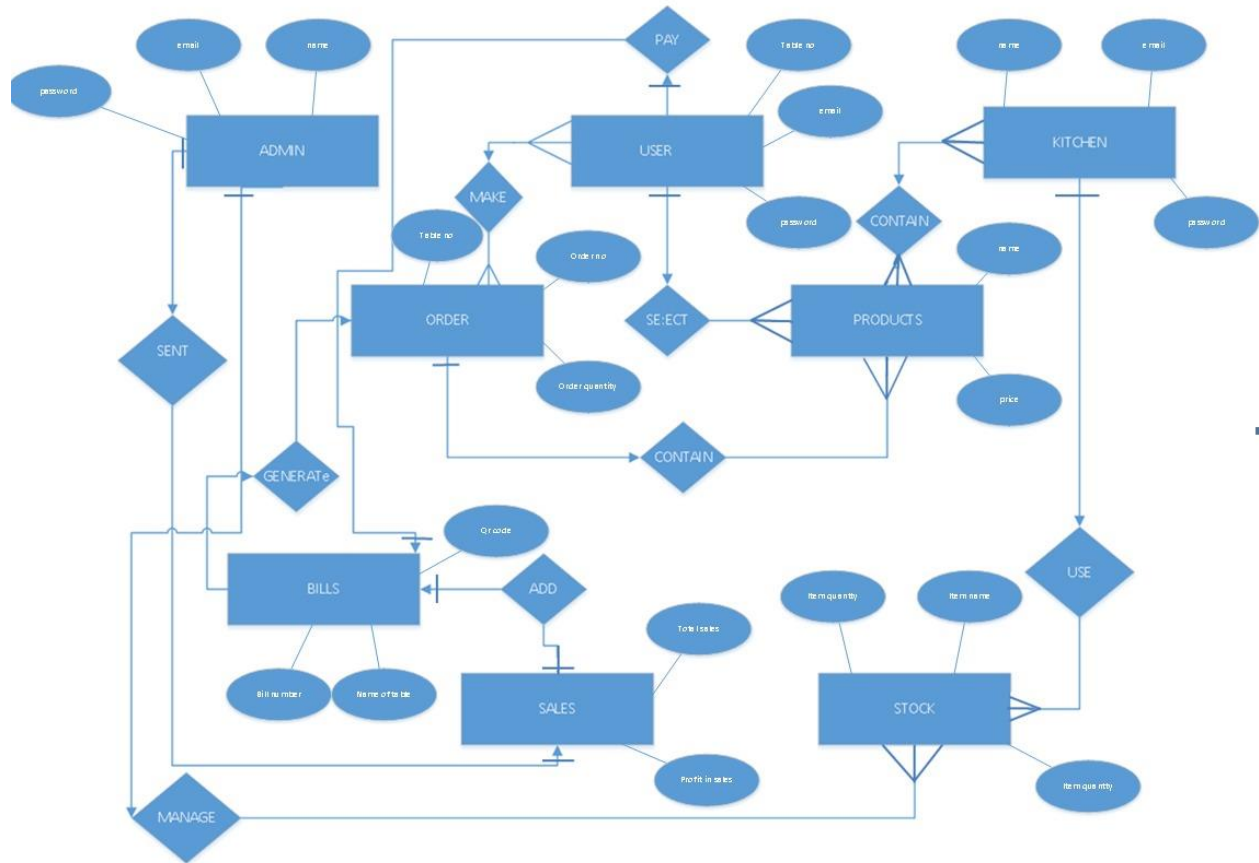
Actor	Register User
Test Case Summery	To verify that Logout button is working when user click on it.
Related Requirement	Logged in user can logout.
Test Procedure	<ul style="list-style-type: none">• User can log out if he wants to.• Click Logout button
Status	Test Successful
Created by	Hafiz Ameer Hamza.

Chapter 4

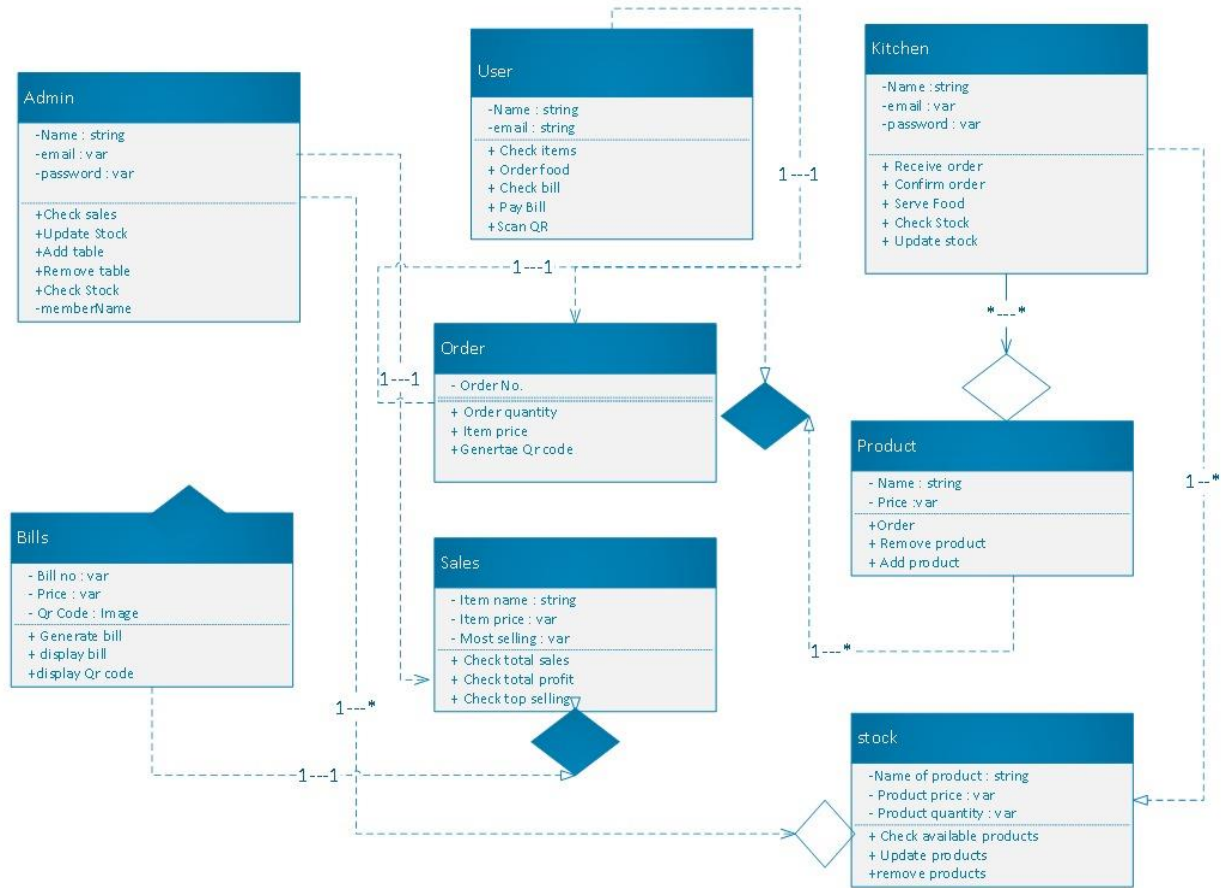
System Design

Chapter 4: System Design

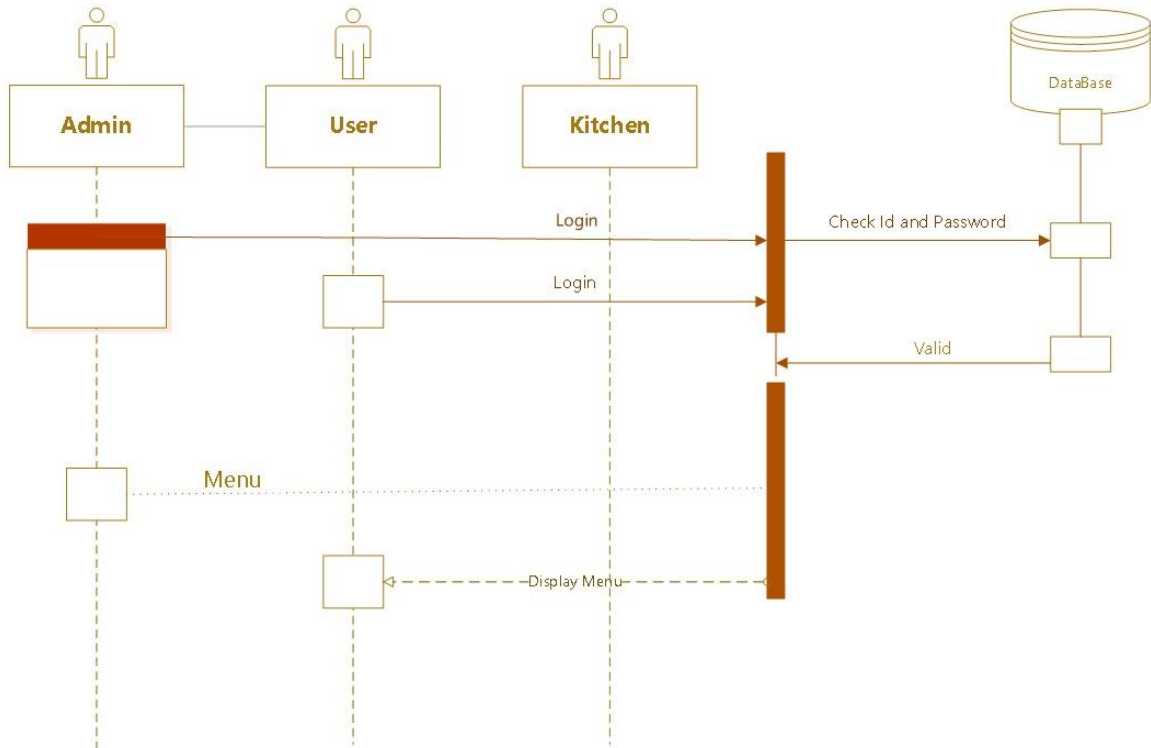
4.1. Entity Relationship Diagram with data dictionary



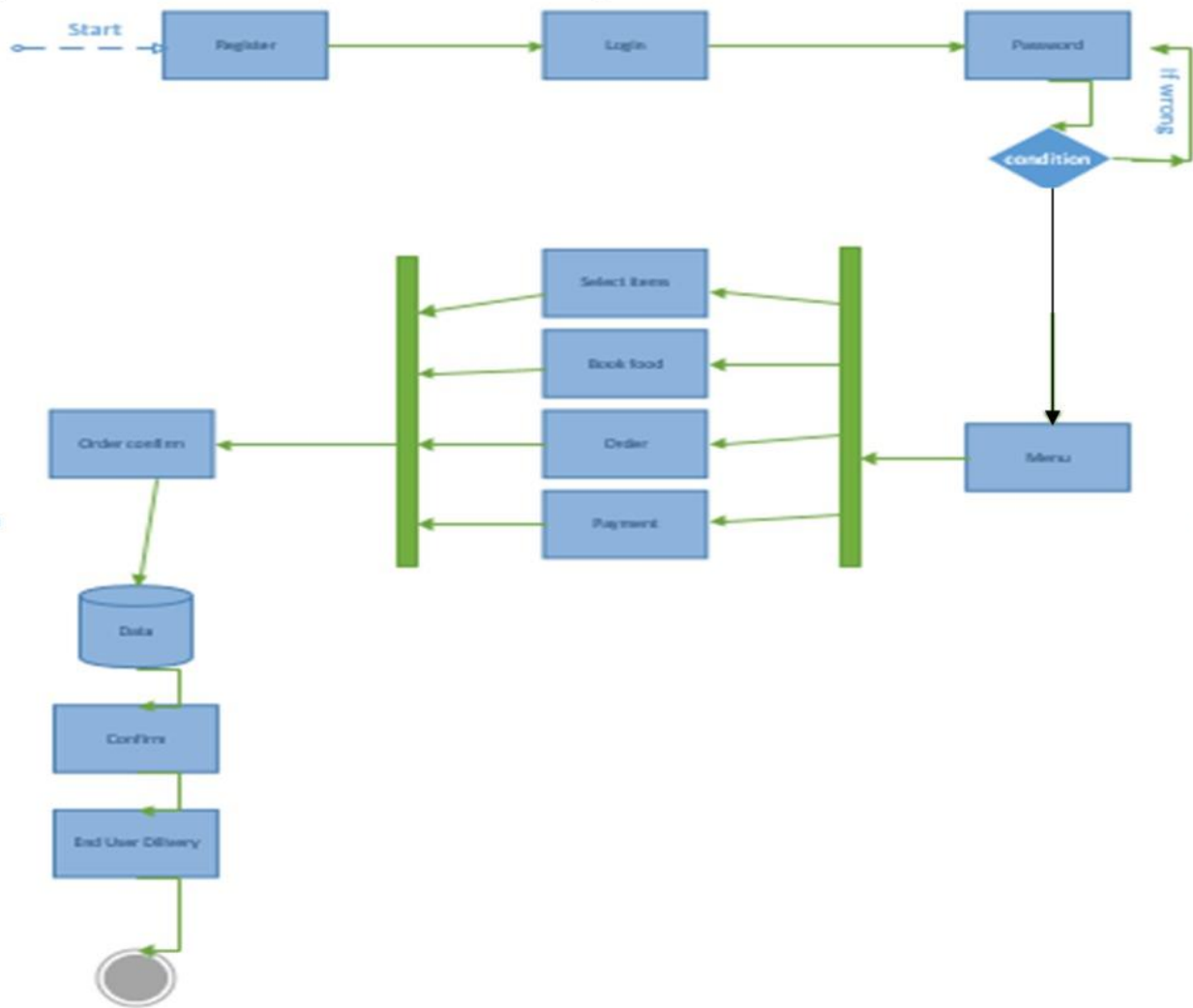
4.2. Class Diagram



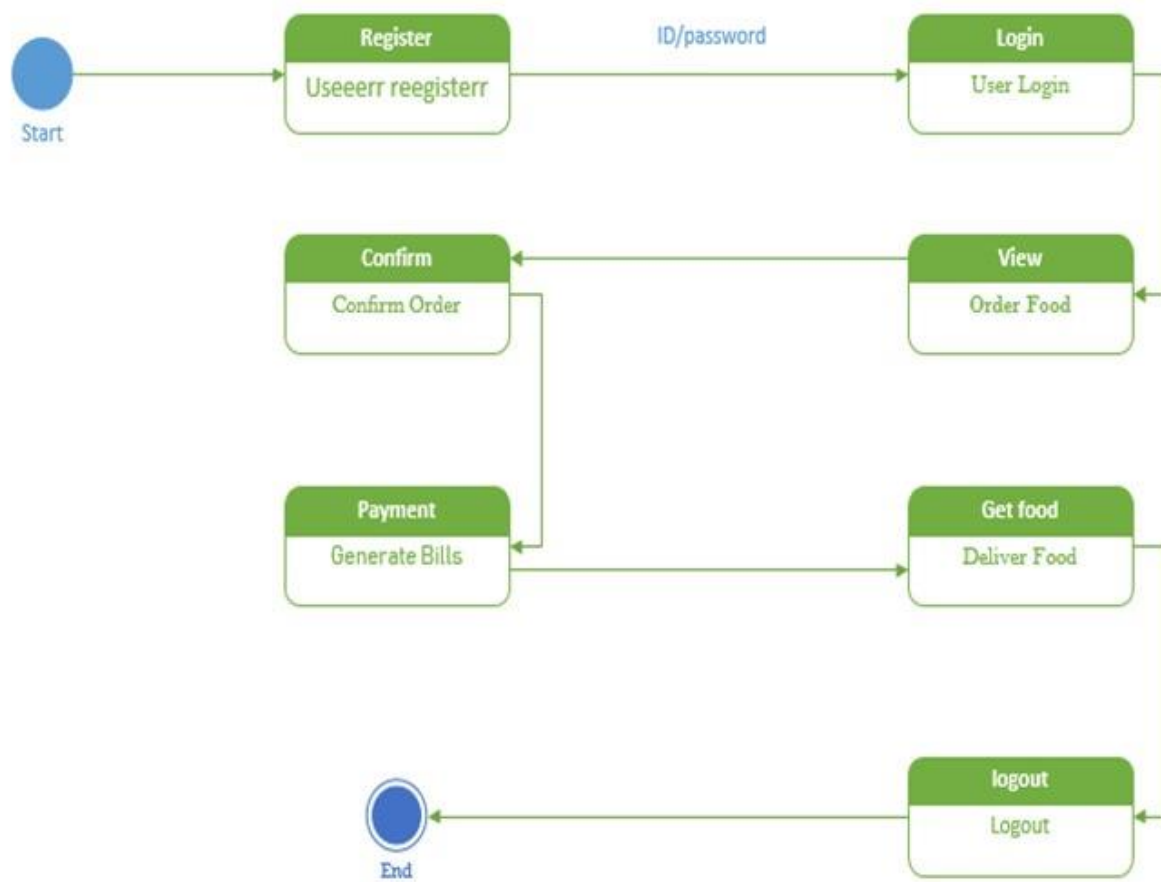
4.3. Sequence / Collaboration Diagram



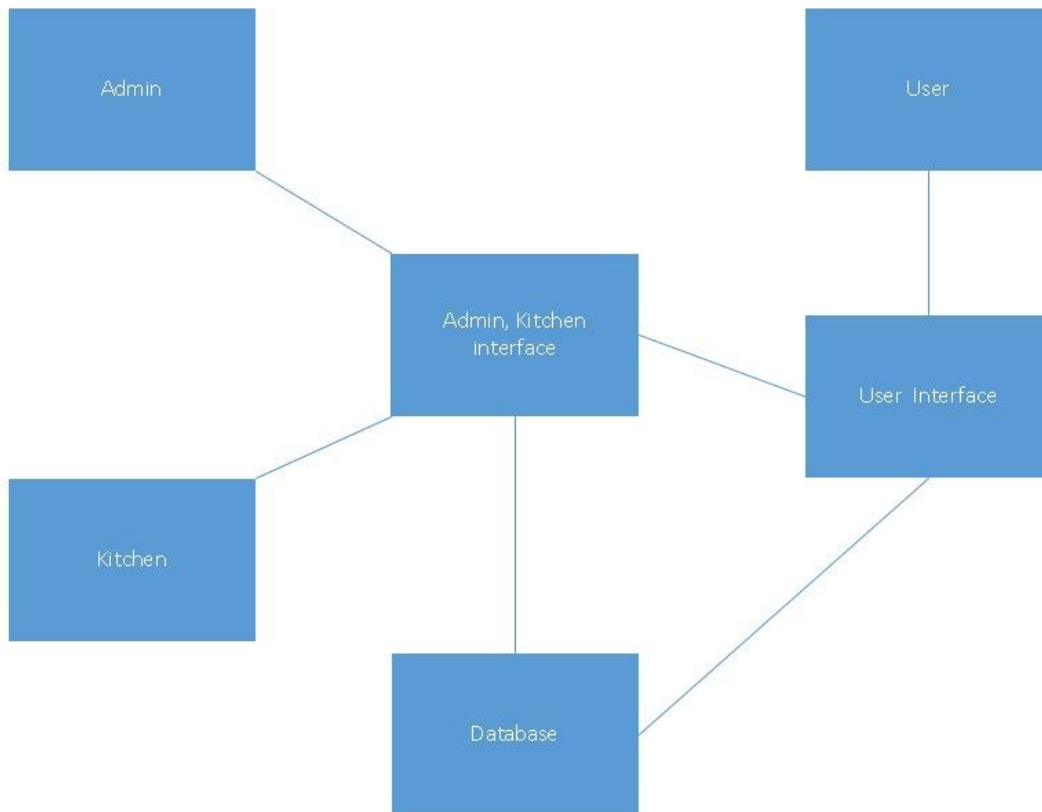
4.4. Activity Diagram



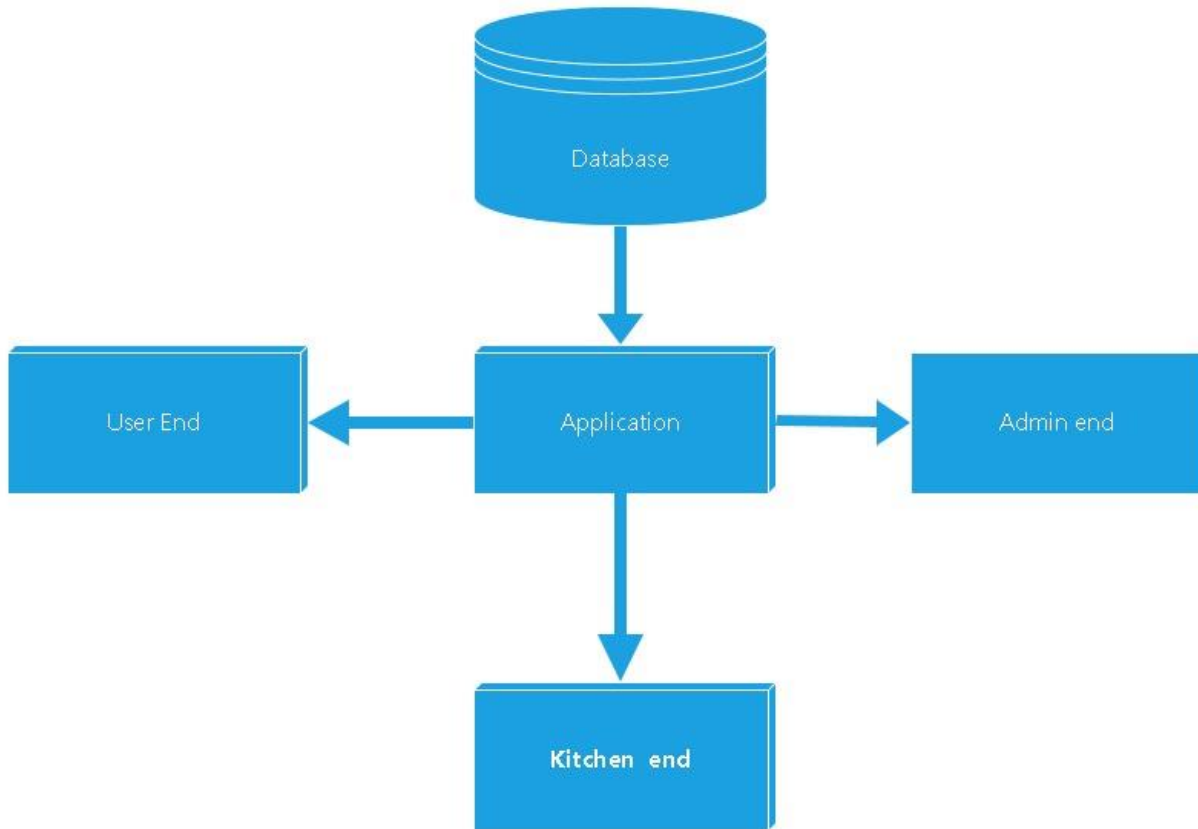
4.5. State Transition Diagram



4.6. Component Diagram



4.7. Deployment Diagram



Chapter 5

Implementation

Chapter 5: Implementation

This chapter is all about the implementation of our system. It includes the details how we are going to implement our system. It includes the tool and techniques we are going to use. The coding standard and the type of languages, services, and libraries are the versions.

5.1. Important Flow Control/Pseudo codes

A small part of code related to menu is here.

Table flow control

1. Table login

Get email string

Get password string

Get authentication from SQL db

If true then proceed to menu view

Else wrong password alert

2. view menu

View food items

Food with related image

Food with name & description

Food with price

3. select food item

Select food item

Select quantity

4. order food item

Select precede order button

Order will go to kitchen's system with table no

5. wait order to deliver

Remaining time will show

6. pay bill

Bill will receive on tablet

Scan QR code to get bill receipt

7. feedback

Click feedback

Write feedback

Send feedback

Kitchen flow control

Kitchen login

Get email string

Get password string

Get authentication from SQL db

If true then proceed to kitchen dashboard

Else wrong password alert

Receive order

Receive order with table no.

Prepare order

After receiving, kitchen will start making food.

Deliver to table

Food will be delivered to table.

Send bill

Kitchen management will send bill to customers on their tablets.

Admin flow control

Admin login

Get email string
Get password string
Get authentication from SQL db
If true then proceed to admin dashboard
Else wrong password alert

Check remaining kitchen stock

Check remaining vegetables, sauces etc of kitchen items.

Activate/deactivate table account

They can activate new tables.
Deactivate any table for no any longer process.

Get feedback

Get feedback from customers on restaurants management by simply providing them a form on their tablets.

Manage restaurant

Manage overall functioning of restaurant's management

5.2. Components, Libraries, Web Services and stubs

- Content provider.
- Windows Manager.
- Resource Manager.

5.3. Deployment Environment

We are developing the application on windows using sublime text 3 and SQL database with using several languages (HTML, CSS, BOOTSTRAP, and PHP).

5.4. Tools and Techniques

- Ms Visio.
- Sublime Text 3.
- My SQL.
- XML, JAVA, HTML, CSS & PHP.

5.5 Version Control

Different developers developed different application to solve different problems. This is our first version of application 1.0. After launching in market and getting user feedbacks we change the requirements according to user and day by day demands.

Chapter 6

Testing and Evaluation

Chapter 6: Testing and Evaluation

With this technology we apply different testing methods to check the sustainability of the product which is not harmful for the users and make sure there is no chance of error. To check the errors in inventory system of our product to make sure:

- Running out of stock
- Inefficient inventory system.
- Not sure how much data is entered in the stock.

6.1. Data flow testing

Here we have data flow testing of our product in this the user can send information or order by the given web page on the tablet that are provided by the restaurant, after confirmation of order the order id is gone to the kitchen panel and then the order is go to the chef and after completing the order the waiter is take the order with table ID or number and serve the food. This is how testing works flow.

6.2. Performance testing

In programming quality confirmation, execution testing is all in all a testing practice performed to decide how a framework acts regarding responsiveness and strength under a specific remaining burden. It can likewise serve to examine measure, approve or confirm other quality traits of the framework, for example, adaptability, unwavering quality and asset use.

Execution testing, a subset of operational efficiency, is a software engineering practice which endeavors to incorporate execution principles with the usage, plan and design of a framework. In this testing we understand our product performance the data is entered by the user is correct or not and or any issue using the performance basis.

6.3. Stress Testing

Basically Stress testing is a Non-Functional testing technique where the performance is a part of performance testing. During this the system is monitoring, after

subjecting the system is to overload to ensure that the system can sustain the stress or not.

Scenarios:

- Monitoring the system behaviors when the maximum number of users logged in at the same time in the system.
- All the users are performing the critical operations.
- All the users accessing the same file at that time.

Chapter 7

Summary, Conclusion and Future Enhancements

Chapter 7: Summary, Conclusion & Future Enhancements

7.1. Project Summary

The name of our application is Food Court. We give this name to our website because it's related to restaurants. Customer can access the application on tablet in restaurant. In our website include many features and also give easy user access to find different menus related to food. All types of food are available. User can get its order by seeing remaining time on device screen. When user finishes its food then he can also get bill by clicking button.

7.2. Achievements and Improvements

During the process of Web Application, we learnt a lot of skills and achieve many things like:

1. Learn technique of building web application
2. Best Coding practice
3. UI designing
4. Web designing
5. Creative thinking
6. Bootstraps
7. SQL Database

These are all improvements and achievements, which we gain during building our FYP project.

7.3. Critical Review

Our web application provides the customer facility to order different item related to food from his table and he not need to call waiter and give order and waist time. Our application also provides facility to customers to see remaining time of their order and also generate bill after finishing food.

7.4. Lessons Learnt

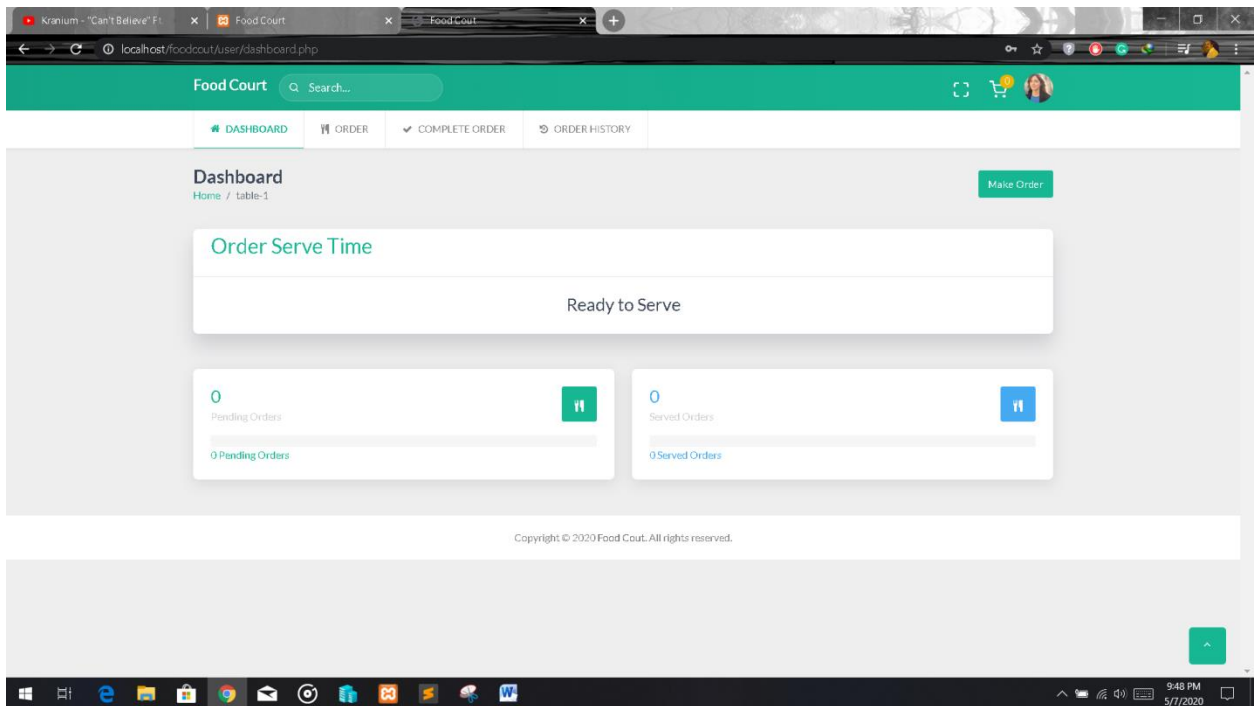
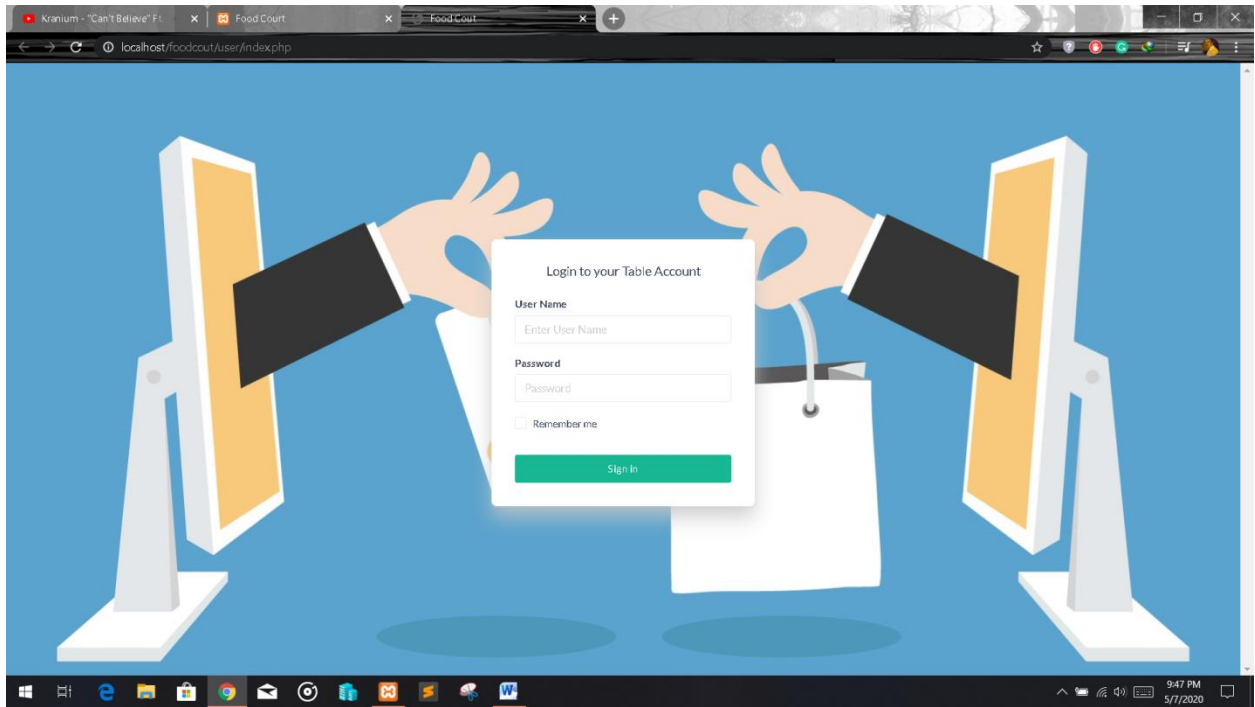
After completing this project, we came to a conclusion that the computer programming appears catchy if and only if the problem is difficult. We concluded that the approach, which is predefined and presumed. From a proper analysis of positive points and constraints on the component, it can be safely concluded that the product is a highly efficient GUI based component.

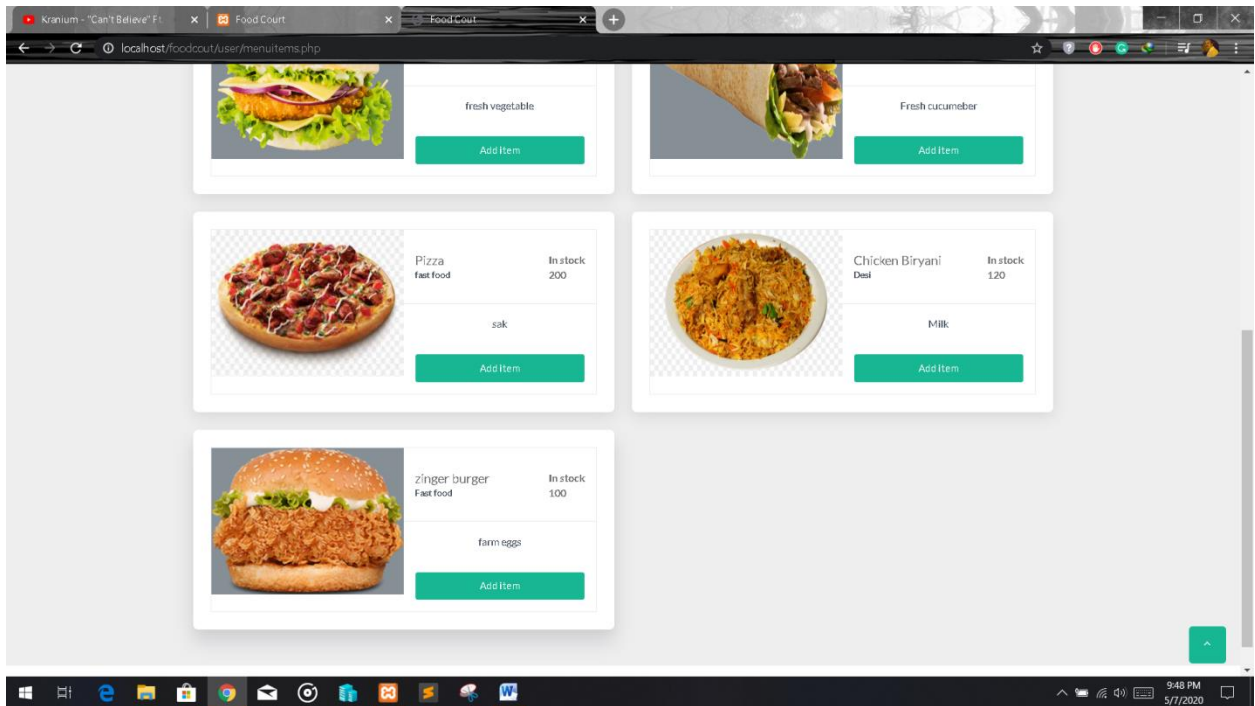
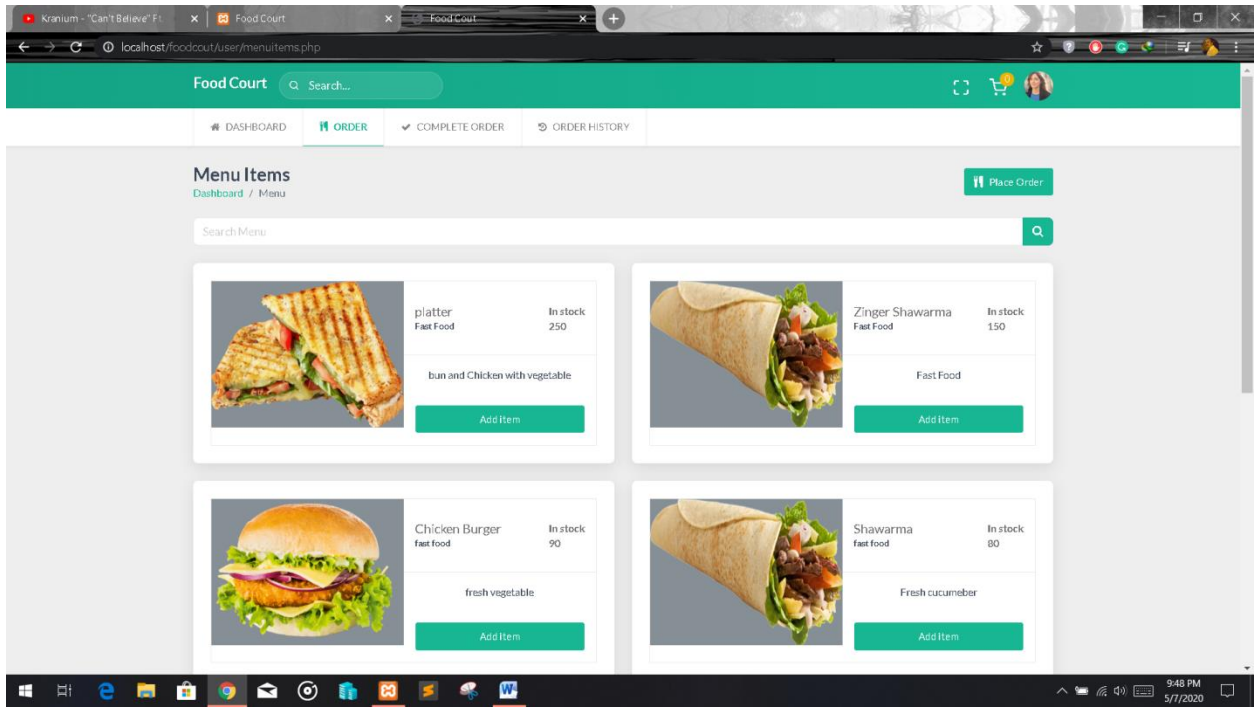
7.5 Screen Shots

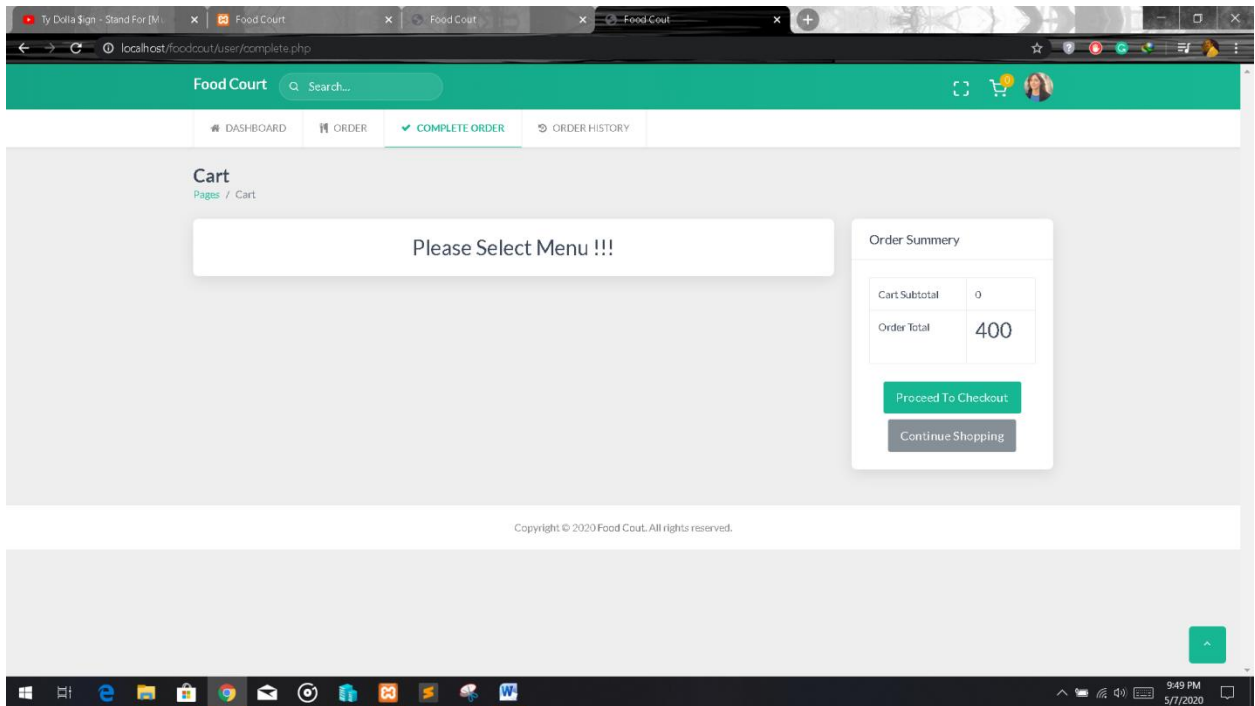
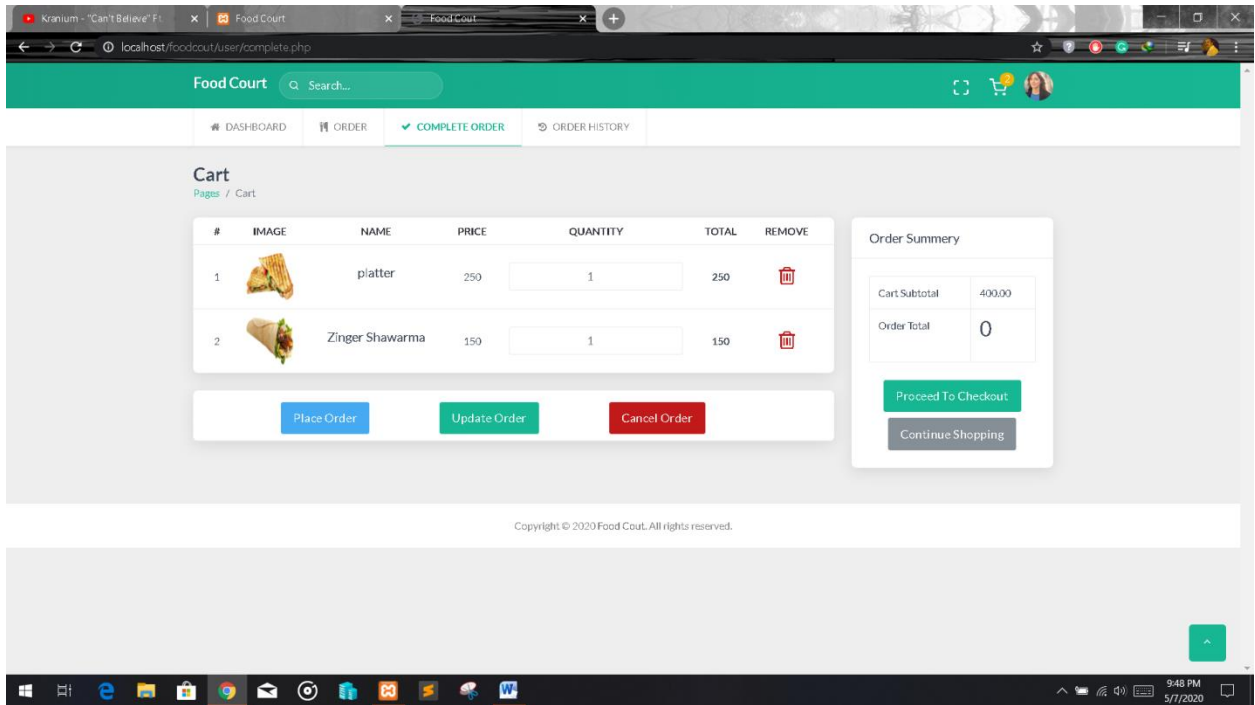


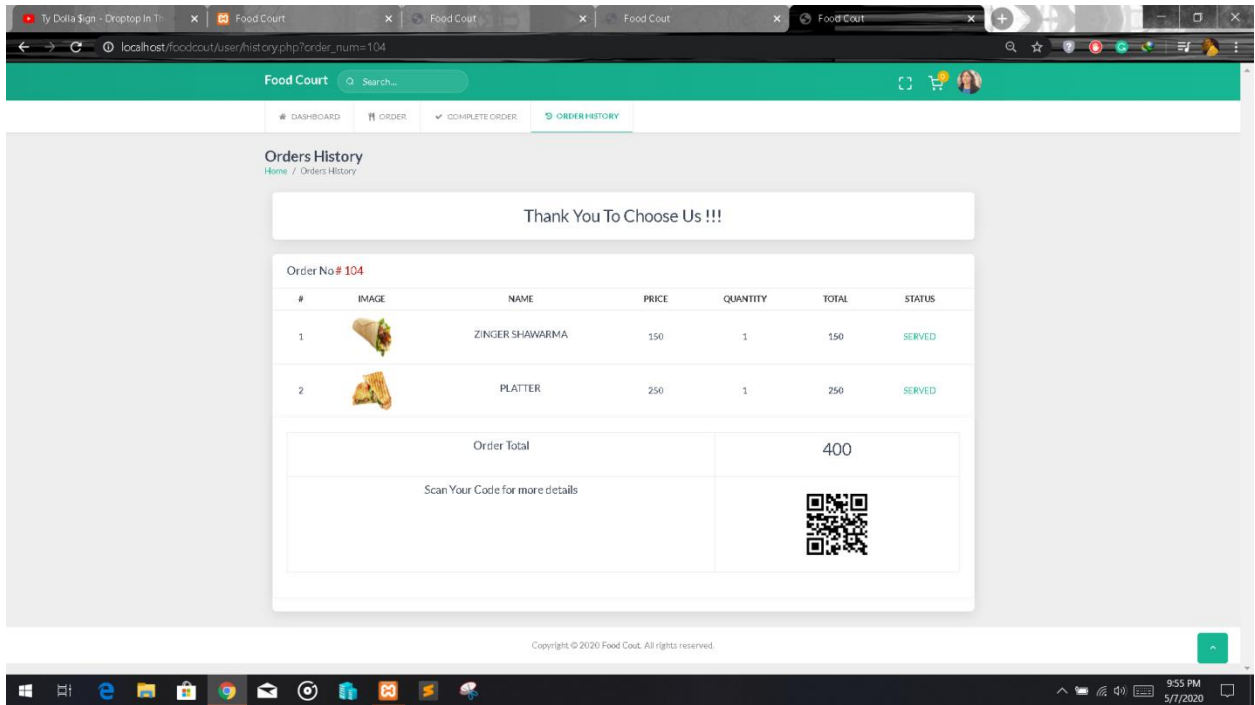
Fig 1.0 [Dash board preview]

Tables Panel:

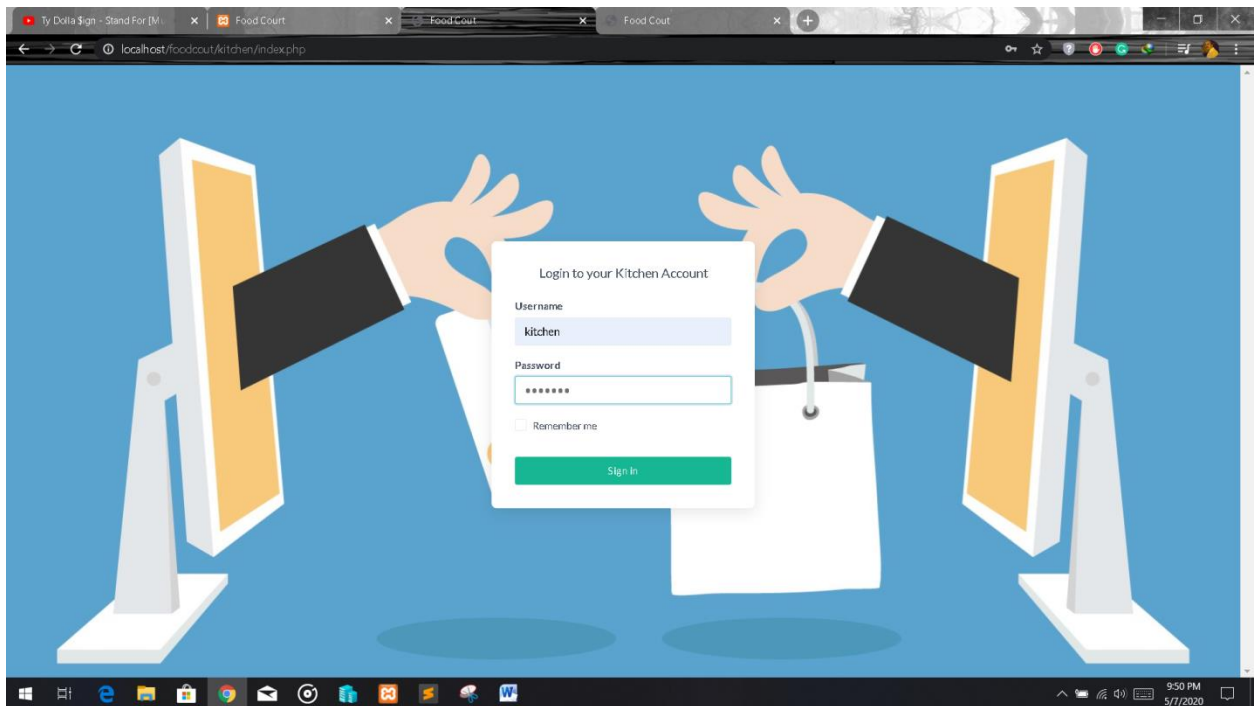


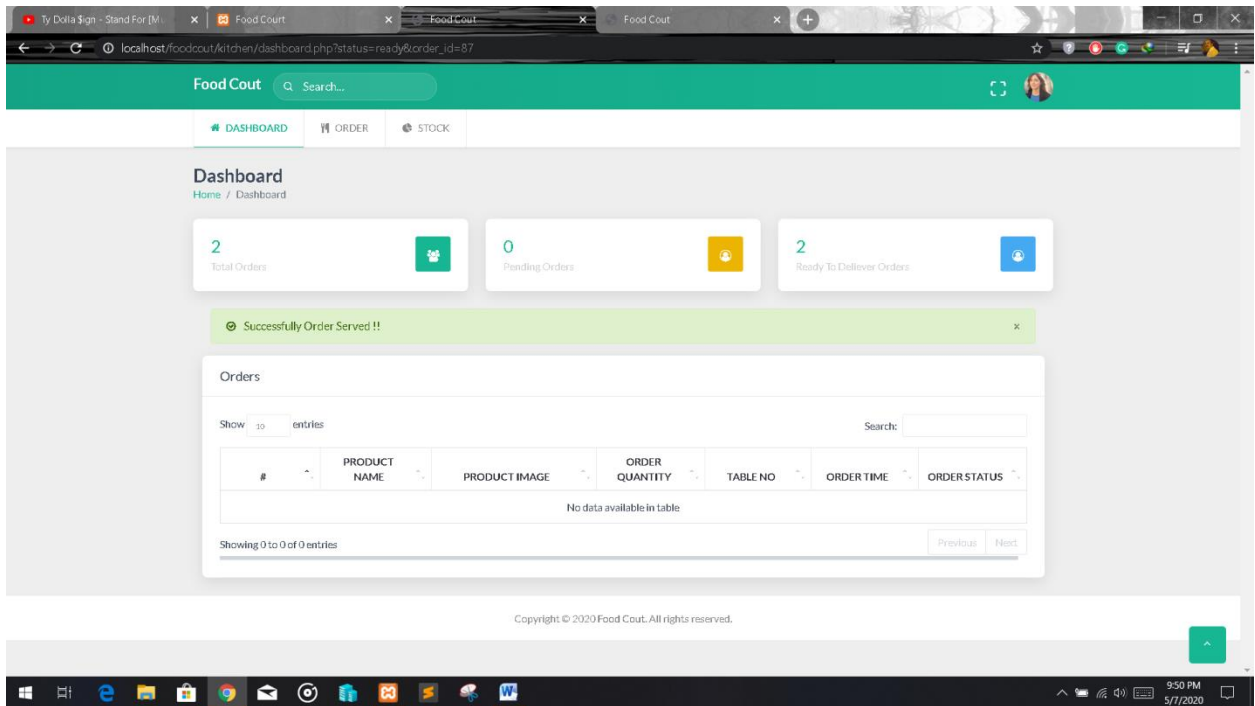
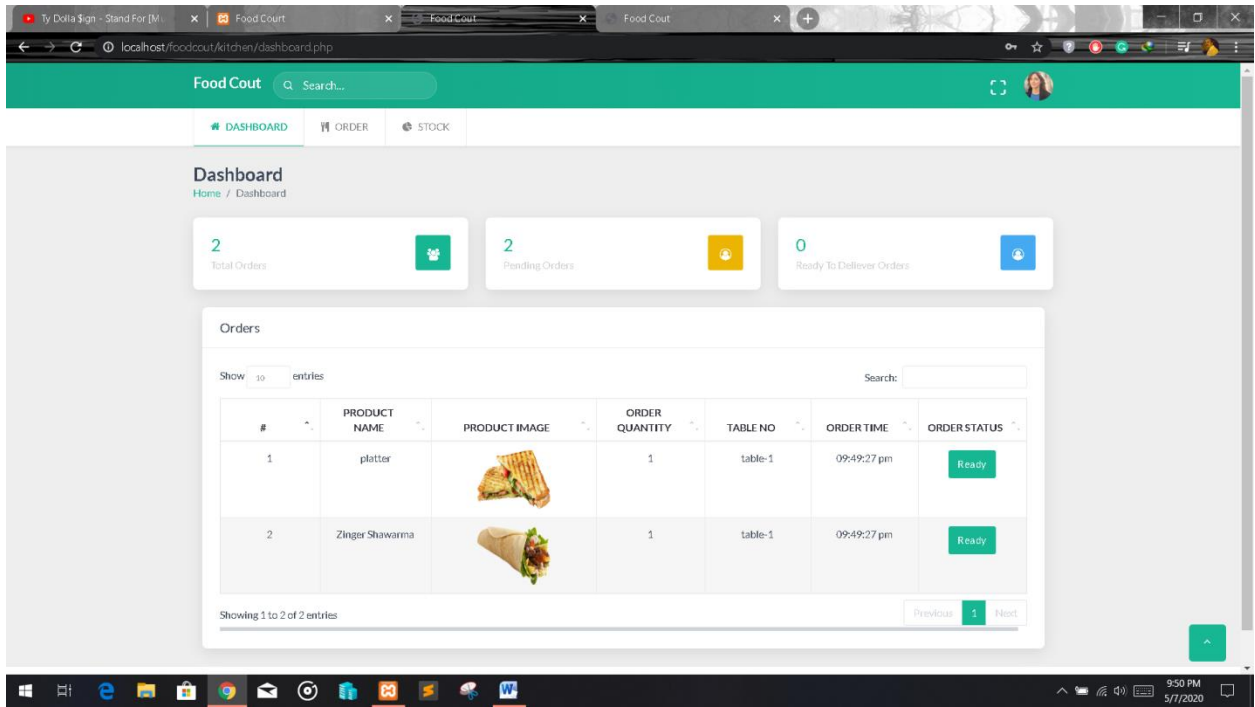






Kitchen Panel:



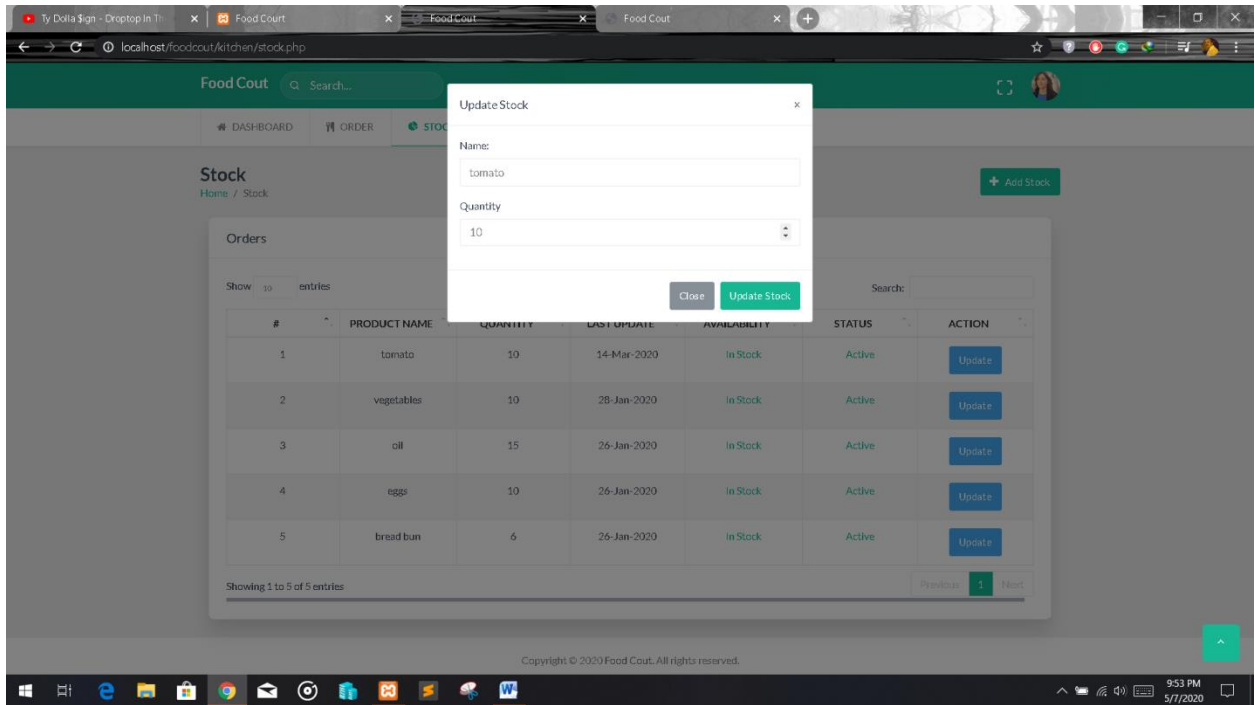


The screenshot shows the 'Dashboard' page of the Food Court application. At the top, there are navigation tabs for 'DASHBOARD', 'ORDER', and 'STOCK'. The dashboard features three summary cards: 'Total Orders' with a value of 2, 'Pending Orders' with a value of 0, and 'Ready To Deliver Orders' with a value of 2. Below these cards is an 'Orders' section with a search bar and a table of order entries. The table has columns for '#', 'PRODUCT NAME', 'PRODUCT IMAGE', 'ORDER QUANTITY', 'TABLE NO', 'ORDER DATE', 'ORDER TIME', and 'ORDER STATUS'. Two orders are listed, both with a status of 'served'. The first order is for a 'platter' and the second is for 'Zinger Shawarma'. At the bottom of the dashboard, there is a copyright notice: 'Copyright © 2020 Food Cut. All rights reserved.'

#	PRODUCT NAME	PRODUCT IMAGE	ORDER QUANTITY	TABLE NO	ORDER DATE	ORDER TIME	ORDER STATUS
1	platter		1	table-1	07-May-2020	21:49:27	served
2	Zinger Shawarma		1	table-1	07-May-2020	21:49:27	served

The screenshot shows the 'Stock' page of the Food Court application. At the top, there are navigation tabs for 'DASHBOARD', 'ORDER', and 'STOCK'. The page features a search bar and a '+ Add Stock' button. Below this is an 'Orders' section with a search bar and a table of stock entries. The table has columns for '#', 'PRODUCT NAME', 'QUANTITY', 'LAST UPDATE', 'AVAILABILITY', 'STATUS', and 'ACTION'. Five items are listed, all with an availability of 'In Stock' and a status of 'Active'. Each item has an 'Update' button in the 'ACTION' column. The items are: tomato (quantity 10), vegetables (quantity 10), oil (quantity 15), eggs (quantity 10), and bread bun (quantity 6). At the bottom of the stock page, there is a copyright notice: 'Copyright © 2020 Food Cut. All rights reserved.'

#	PRODUCT NAME	QUANTITY	LAST UPDATE	AVAILABILITY	STATUS	ACTION
1	tomato	10	14-Mar-2020	In Stock	Active	Update
2	vegetables	10	28-Jan-2020	In Stock	Active	Update
3	oil	15	26-Jan-2020	In Stock	Active	Update
4	eggs	10	26-Jan-2020	In Stock	Active	Update
5	bread bun	6	26-Jan-2020	In Stock	Active	Update



Admin Panel:

